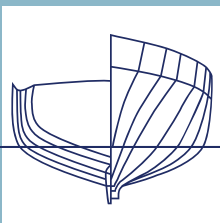


KROGEN
YACHTS

AT HOME ON ANY SEA



Krogen 60 Open





The Philosophy



WELCOME TO KROGEN YACHTS, WHERE YOU'RE AT HOME ON ANY SEA.

At Krogen Yachts, we build reliable, safe, and seaworthy yachts that provide our customers with an ideal platform for luxurious, trans-oceanic, bluewater cruising.

When you build with Krogen Yachts, you become part of a tradition for passagemaking excellence that dates back to 1976, when founders Art Kadey and Jim Krogen created a 42-footer that combined the proven seakeeping attributes of commercial ships with the onboard amenities and a level of livability fit for the recreational yachting market.

That first hull—with the onboard volume and seaworthiness to comfortably carry her owners across oceans—was the basis of our exclusive Pure Full Displacement™ hullform, that we still build on today.

Each of our trawler yachts are designed around the same core philosophy, a Pure Full Displacement hull fitted out with an interior designed and built to exacting expectations.

We proudly offer customers a lineup of eight models ranging from 44 to 77 feet that allow our customers to live out their bluewater cruising dreams. Because one thing we've learned over our nearly 50 years of boatbuilding is that it's your adventures, your love of your boats, and the community that our customers have built that we're most proud of.

Let's go cruising.



KROGEN YACHTS BUILDS PROVEN
OCEAN-CROSSING VESSELS THAT
ALLOW OUR OWNERS TO LIVE OUT
THEIR CRUISING DREAMS.

About the Krogen 60 Open

Designing and building a new model is not an easy undertaking. Just to get to the tooling stage is often a process that requires a tremendous amount of effort. What makes it easier and, dare we say, even a little fun, is that Krogen is not looking to create an entirely new approach or figure out the latest and greatest. Do we have an eye on evolving technology and building techniques? You bet we do. However, we start every new design based on core foundational elements and a design philosophy that has driven our success since 1977.

The Krogen 60 Open also continues to build on the success of the Open Series first introduced with the 50. The main deck level incorporates the same open living concept first shown on the 50, which seamlessly joins the salon and galley area with the pilothouse. Yet, if someone was to think that the 60 Open is simply just a larger version of the 50 Open, they would be mistaken.

For example, as a result of the volume and use of space, a day head can easily be added in the pilothouse to enhance livability while on passage or on the hook. The lower helm features two seats to allow captain and mate to pilot the 60 comfortably. Both port and starboard side doors bring in the air while also allowing easy access to the sidedecks, and to the flybridge via the portside staircase. The L-shaped settee rivals the one in the salon on many other boats and allows for multiple relaxation areas while cruising.

Twin 200-horsepower John Deere 4045 diesels deliver transoceanic range yet with an island-friendly draft of less than six feet. The propellers are protected with the Kadey-Krogen designed and patented Counter Faired Twin Skeg design. Basically, this structure serves two purposes: First, it provides additional protection for the running gear. Second, it also allows the 60 to sit on her own bottom upright if you choose to let the tide run out under her. Most importantly, the skegs are offset from top to bottom, which creates a slight spinning of the water as it moves over them, rotating counter to the direction of the propellers. This gives the propellers an additional bite and increases fuel efficiency.

"The 60 Open represents the evolution of the Open Series and is yet another example of the advantages of having our own in-house design and engineering team," says Tucker West, president of The Kadey-Krogen Group. "It's based on our proven design and engineering practices, yet incorporates our focus on constant product evolution and a quest for perfection."



The Krogen 60 Open can have an optional office in the master suite, to let owners run their lives while away for a month or twelve.

Krogen's designers are cruisers too, so we always make sure our helms have places to leave phones, lip balm, sunglasses, and stuff.

A HOME ON THE WATER

Belowdecks, the 60 Open has a master stateroom with a private head with his-and-her vanities and windows for natural light. Several interior layout options are available, including a three-stateroom, three-head configuration with a convertible office area. Provisions for crew accommodations are also offered abaft the engine room.

The master is located amidships and features a king-size berth to takes full advantage of the boat's 19-foot, 6-inch beam.





There's nothing like time at sea to build up an appetite, so the main deck is centered on a galley with the provisioning space and appliances to meet the demand.




The forward guest stateroom has an island queen berth with loads of convenient drawer storage.



LIVEABOARDS WELCOME

The Kroger 60 Open fulfills our goal of making our customers feel at home at any sea by providing them with an interior layout that is bright, airy, open, and filled with home-like comforts. The amidships master is huge, with opening ports to bring in natural light and plenty of fresh air. The main-deck arrangement creates a single, open living space that flows from the salon, to the galley, and up into the pilothouse.

A pair of sinks, loads of useful storage, and large mirrors make this a head away from home.



The interior is a single, flowing, open space from the cockpit entrance to the salon to the the pilothouse windshield, placing the sitting and dining area, the galley, and helm area all one great gathering area, where owners, family, and friends can all share the experiences of cruising and being together. It's time well spent and the shared memories are nothing short of priceless.

The 60 Open Specifications

LOA: 63' 1" (19.23 M)

LOD: 60' 2" (18.34 M)

BEAM: 19' 6" (5.94 M)

DRAFT: 5' 8" (1.73 M)

DISPL.: 120,000 LBS. (54,400 KG)

FUEL: 1,800 GAL. (6,814 L)

WATER: 450 GAL. (1,700 L)

APPROXIMATE BRIDGE CLEARANCE

TO TOP OF HARD TOP (PLUS MAST/ANTENNAS): 21' 3" (6.48 M)

APPROXIMATE BRIDGE CLEARANCE


WITH ARCH/HARDTOP REMOVED: 17' 8" (5.38 M)

* Optional features and equipment may be shown on models throughout. Computer-generated images and rendered images used throughout are the designer's impression and are indicative of conceptual designs. The imagery used may not represent actual design and construction or may be indicative of style only. Further the actual design / construction may vary from that shown in the information and material displayed throughout. Specifications subject to change without notice.



SCAN HERE TO SEE MORE ON THE KROGEN 60 OPEN





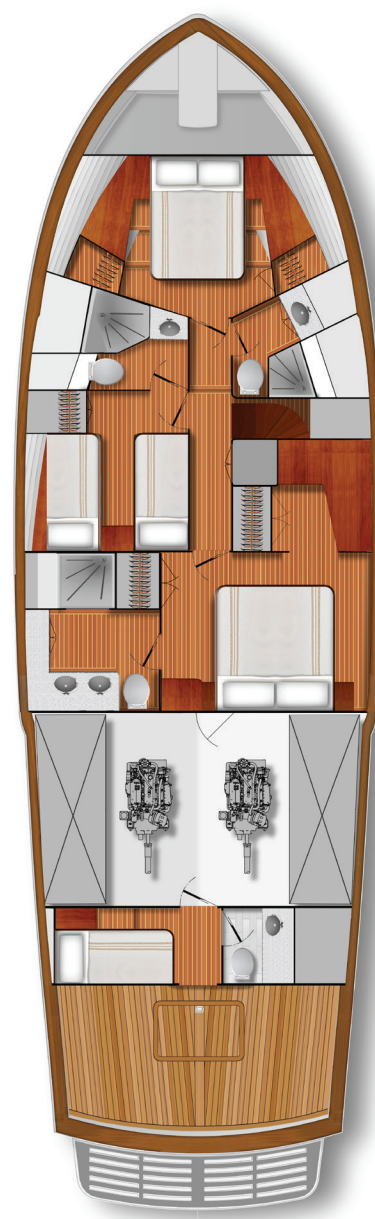
BRIDGE DECK

The Krogen 60 Open's bridge deck is designed to carry a large tender and has plenty of space for entertaining.



MAIN DECK

The open layout of this series delivers the feel and amenities of a luxury apartment (But with a better view.)



LOWER DECK

This three-stateroom, three-head layout shows the optional crew's quarters with easy access to the engine room.

