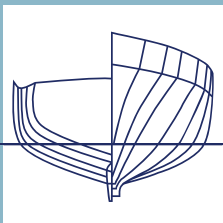


KROGEN
YACHTS

AT HOME ON ANY SEA



Krogen 58





The Philosophy



WELCOME TO KROGEN YACHTS, WHERE YOU'RE AT HOME ON ANY SEA.

At Krogen Yachts, we build reliable, safe, and seaworthy yachts that provide our customers with an ideal platform for luxurious, trans-oceanic, bluewater cruising.

When you build with Krogen Yachts, you become part of a tradition for passagemaking excellence that dates back to 1976, when founders Art Kadey and Jim Krogen created a 42-footer that combined the proven seakeeping attributes of commercial ships with the onboard amenities and a level of livability fit for the recreational yachting market.

That first hull—with the onboard volume and seaworthiness to comfortably carry her owners across oceans—was the basis of our exclusive Pure Full Displacement™ hullform, that we still build on today.

Each of our trawler yachts are designed around the same core philosophy, a Pure Full Displacement hull fitted out with an interior designed and built to exacting expectations.

We proudly offer customers a lineup of eight models ranging from 44 to 70 feet that allow our customers to live out their bluewater cruising dreams. Because one thing we've learned over our nearly 50 years of boatbuilding is that it's your adventures, your love of your boats, and the community that our customers have built that we're most proud of.

Let's go cruising.

WITH TRANS-OCEANIC RANGE AND
SUPERB SEAKEEPING ABILITY,
A KROGEN WILL EFFORTLESSLY
TAKE YOU ANYWHERE YOU IMAGINE.

About the Krogen 58

The Krogen 58 is the embodiment of beauty and function. Comfortable, capable, and safe, her pure full displacement hullform, superior-quality materials, and leading-edge systems result in an unrivaled passagemaker in this size range. While many builders today focus on building much larger yachts in the 70-foot-plus market, Krogen Yachts has made the deliberate business decision to concentrate its decades of experience on significant passagemakers. As a result, our customers will find a bluewater cruiser easily piloted and handled by two people without the need for additional crew, with the interior volume and accommodations suitable for a large family ready to go off the beaten path. Are you ready to start your journey?

Designing a yacht intended to explore the world's oceans is no easy feat. Our builders, designers, and engineers are also experienced cruisers, and know what it takes to create not only the ultimate passagemaker, but also the most comfortable liveaboard cruiser available. On the Krogen 58, the heart of the living space is the salon and galley area that flows seamlessly to the covered aft deck. A side door in the galley with deck access allows for easy loading of provisions, while also providing additional breezes when needed. From there, a wide and secure staircase accesses the pilothouse, fully equipped to make long passages safe and comfortable.

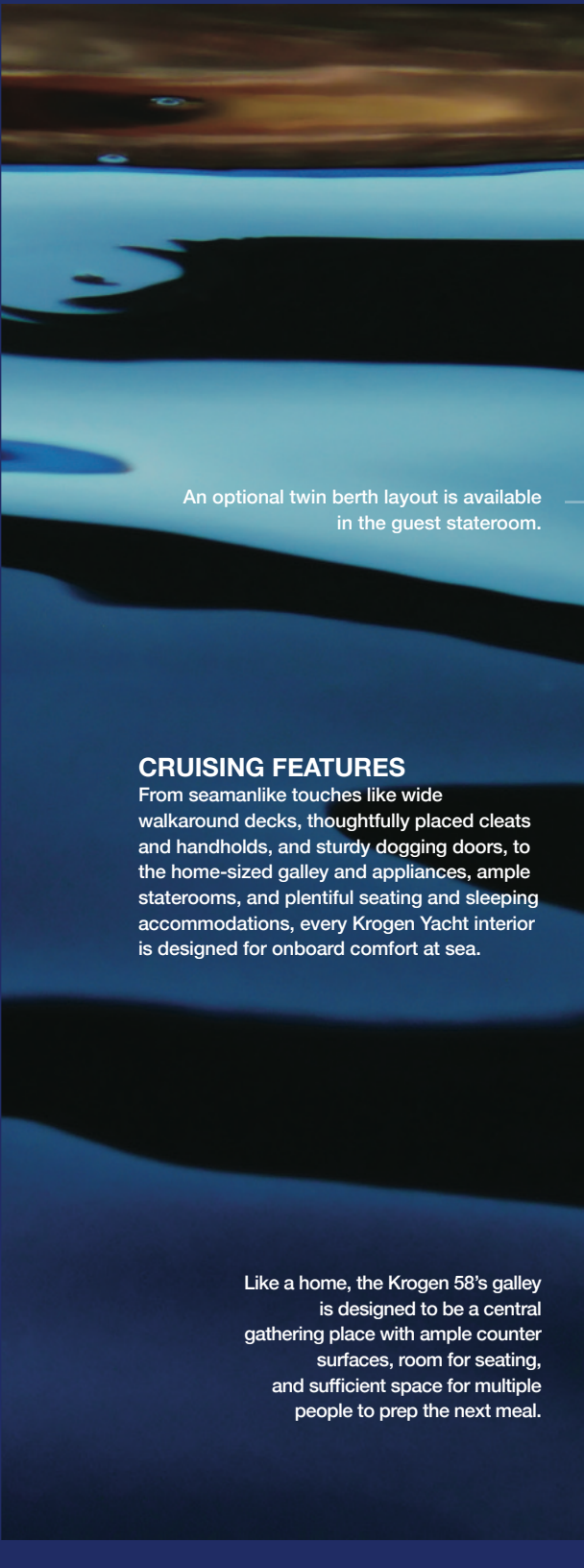
Belowdeck, Krogen Yachts offers a standard two-stateroom, two-head layout with an open office area to port, which can also be used to incorporate additional stowage and utilities. Alternate layouts are offered, including a three-stateroom option.

On a passagemaker, it is preferred that the main living quarters are concentrated in the most comfortable portion of the boat, should heavy weather be encountered while underway. Note the location of the 58's pilothouse and galley area. This also benefits the design and weight distribution, allowing an easy motion into a head sea—the deep forefoot and rounded entry of the Krogen 58 ensure there is no pounding at all. It's a soft and easy motion, even when confronted with large seas. Furthermore, the weight distribution complemented by the underbody shape eliminates any tendency for the Krogen 58 to produce any type of pitching motion. A better and easier motion through the seas not only means a less tired crew, but it also results in a more pleasant and fuel-efficient passage.

For nearly 50 years, we have proven that it's possible to have an efficient hull design and extreme comfort while under passage and in port, all with a beautiful design. Coupling all of these elements together is certainly not easy, especially when you choose to build each and every 58 without compromise.



A private watch berth is located behind the large L-shaped settee in the Krogen 58's pilothouse, which comes in handy during long passages or can even serve as additional sleeping area while cruising with family and guests.



An optional twin berth layout is available in the guest stateroom.

CRUISING FEATURES

From seamanlike touches like wide walkaround decks, thoughtfully placed cleats and handholds, and sturdy dogging doors, to the home-sized galley and appliances, ample staterooms, and plentiful seating and sleeping accommodations, every Krogen Yacht interior is designed for onboard comfort at sea.

Like a home, the Krogen 58's galley is designed to be a central gathering place with ample counter surfaces, room for seating, and sufficient space for multiple people to prep the next meal.





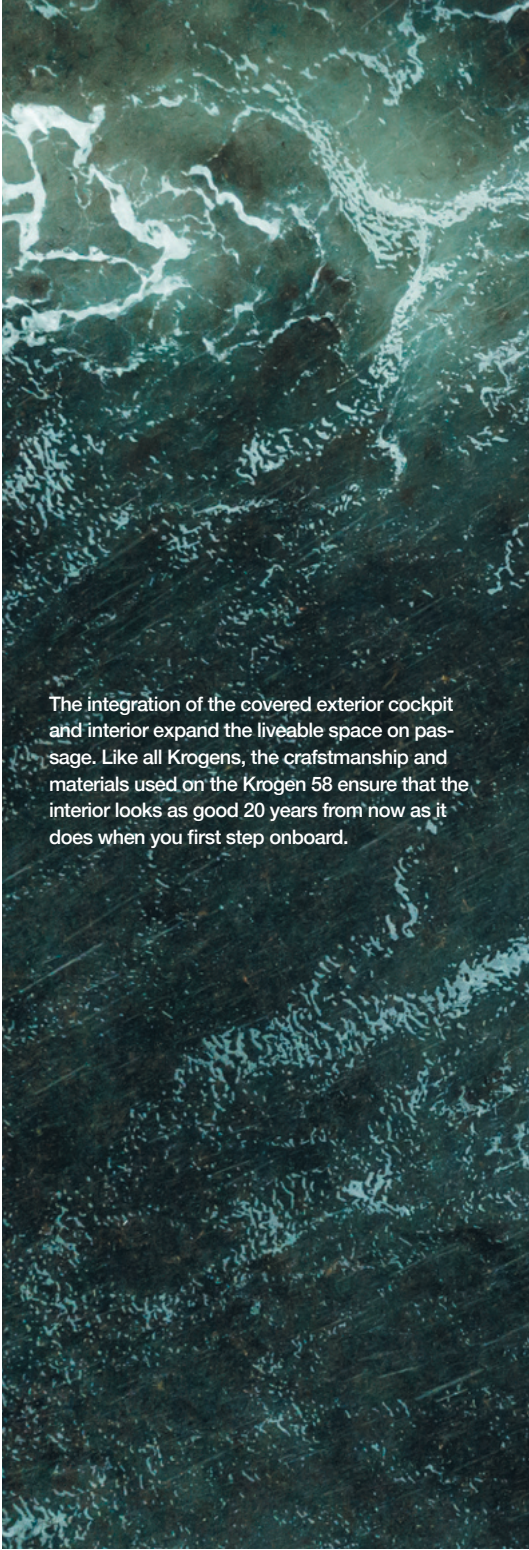
The lower helm is designed to optimize safe passages 24-hours a day. A day head is optional.



The Krogen 58's layout takes full advantage of the boat's beam. The open area office and storage space can also be used to hold extra gear and drawer-style freezers.



The master berth is perfect for long-distance and live-aboard cruising. The island queen berth benefits from the hatches and opening ports.



The integration of the covered exterior cockpit and interior expand the liveable space on passage. Like all Krogens, the craftsmanship and materials used on the Krogen 58 ensure that the interior looks as good 20 years from now as it does when you first step onboard.



The flybridge features a helm station with twin helm chairs (single standard) and large settee and table with seating for 10, perfect to enjoy a meal at anchor or underway.

EXTERIOR FEATURES

Every Kroger is designed to maximize the amount of dedicated living space, inside and out. Highlights include a spacious lazarette with watertight door to the engine room, built-in settees on the foredeck, and port and starboard wing stations for docking. The large cockpit features a walkthrough door to the swim platform, and there are ocean-ready cleats conveniently located for all docking needs. Large safety rails and wide walkaround decks add to the seamanlike capabilities and long-range-cruisability.

The foredeck settees are an ideal location to take in the view, with easy access from the Portuguese bridge.





Whether you're enjoying the sunset on the hook or feeling the breeze in your hair underway, outdoor space abounds.

The Krogen 58 Specifications

LOA: 63' 3" (19.28 M)

LOD: 58' 0" (16.05 M)

BEAM: 18' 10" (5.74 M)

DRAFT W/ STANDARD SINGLE ENGINE: 6' 4" (1.93 M)

DRAFT W/ OPTIONAL DOUBLE ENGINE: 5' 4" (1.63 M)

DISPL.: 99,230 LBS. (45,010 KG)

FUEL W/SINGLE ENGINE: 1,810 GAL. (6,852 L)

FUEL W/DOUBLE ENGINE: 1,760 GAL. (6,662 L)

WATER: 400 GAL. (1,514 L)

APPROX. BRIDGE CLEARANCE

W/RADAR ARCH UP: 20' 9" (6.27 M)

W/RADAR ARCH DOWN: 18' 4" (4.80 M)

RANGE:

7 KNOTS: 3,775 NAUTICAL MILES

8 KNOTS: 2,600 NAUTICAL MILES

9 KNOTS: 1,700 NAUTICAL MILES

10 KNOTS: 1,050 NAUTICAL MILES

* Optional features and equipment may be shown on models throughout. Computer-generated images and rendered images used throughout are the designer's impression and are indicative of conceptual designs. The imagery used on may not represent actual design and construction or may be indicative of style only. Further the actual design / construction may vary from the one displayed in the information and material displayed throughout. Specifications subject to change without notice.



SCAN HERE TO EXPLORE THE KROGEN 58





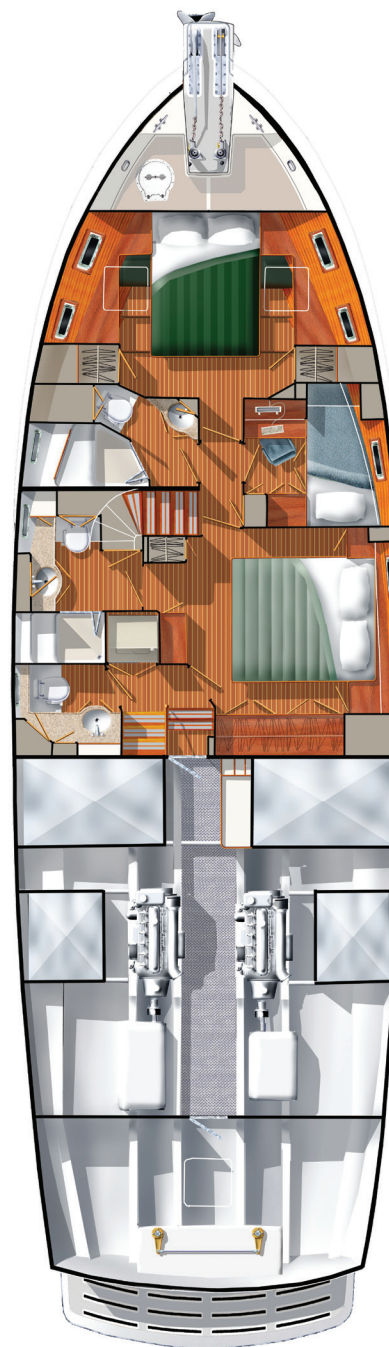
BRIDGE DECK

The bridge area extends from the pilothouse windshield to the transom—enough real estate for a refrigerator and stove, and plenty of seating.



MAIN DECK

Double watertight doors with a screen leads into the large salon and a galley with direct access to the covered aft deck.



LOWER DECK

There is a master stateroom forward with en-suite head and a starboard guest stateroom. An optional three-state-room layout (shown) adds a berth to the starboard side.

